

C'est Tro Bō Photo inc.
www.trobophoto.com

Courses and Workshops

Summer Photography Courses

Course Name: First Light atop Mont Fort

Sunrise photography course from the summit of Mont Fort, which, at 3330m, offers a stunning panorama encompassing the Matterhorn, the Combins and Mt Blanc massifs, and provides a superb vantage point of the region of Verbier as a whole.

Course Dates: Thursdays*, July 19th & 26th and August 2nd, 9th & 16th 2012

**A 'meet & greet' and short theory lesson will take place between 5-7pm the day before each outing, to ensure participants are well prepared.*

Group Size: 6 participants (max)

Course Summary:

Summer is a great season to hone your skills at taking striking images of Nature's beauty in the Swiss Alps. The days are long, however, and as a result, the light can be hard to work with. By setting off before daybreak, we will reach the remarkable vantage point of the Mt Fort in time to take advantage of the 'Golden Hour' of the day, and thus increase our chances of capturing winning images. Up there with a handful of other like-minded photo enthusiasts, the creative 'juices' are guaranteed to flow as we find ourselves in perfect symbiosis with nature. Time is of the essence... don't miss out!

Course Programme:


Wednesday:

- 5 P.M. – Meet and greet followed by theory session (getting to know your camera, light and composition fundamentals, preparation for the following day outing)

Thursday:

- 4:30 A.M.* – Rendez-vous at Médran (in front of cable-car building)
- 4:45 A.M.* – Departure to La Chaux (via bus)
- 5:15 A.M.* – Upload Jumbo & Mt Fort II lifts to reach summit
- 5:45 A.M.* – Sunrise spectacle & early morning photo shoot at the top of Mt Fort
- 9 A.M. – Breakfast with a view (full continental breakfast served at 3330m)
- 10 A.M. – Downloading of participants' images onto a tablet
- 10:30 A.M. – Download lifts back to Ruinettes
- 11:15 A.M. – Course round-up & photo presentations
- 12 P.M. – Departure

**August outings will take place 15 minutes later, due to shorter days.*



C'est Tro Bō Photo inc.
www.trobophoto.com

Please note: The above-mentioned programme is intended as a rough guideline only, and is subject to changes without advance notice, depending on weather conditions and/or unforeseen circumstances.

Tutor:

Sébastien Albert, professional photographer - www.trobophoto.com

Unconditional lover of the mountain lifestyle, Sébastien Albert came to the Swiss Alps over 12 years ago, and decided to make Verbier his home after being seduced by its majestic beauty.

Through countless outings over the years, this Canadian photographer has made it his personal mission to immortalize the remarkable landscapes of the region encompassing Verbier, and as a result, his work and the beauty of Verbier's region have become synonymous.

Both outgoing and enthusiastic, Sébastien is keen to share his passion for photography and knowledge of the area, and help you acquire the necessary photographic skills to better capture the images you desire.

Course Description:

Our aim is to capture the classic scenic splendour of the mountains in an artistic and creative manner. Making use of the pristine quality of the early morning light, we shall focus on the shapes and textures in the landscape, as we develop our skills at capturing beautiful and interesting, well-balanced images.

Once the sunrise viewers have left the summit, we will have privileged access to this breathtaking panorama for nearly three hours. During this time, we shall focus on putting the previous day's theory lesson into practice, and gaining as much 'hands-on' experience as possible.


Furthermore, small groups of no more than six participants will ensure that everyone receives individual attention, and further instruction shall be given, according to each and everyone's specific needs.

During our time together, we will explore the following topics:

1. THE CAMERA AS A LIGHT-MEASURING DEVICE

Understanding how your camera works & the correlation between its various components.

- Shutter Speed;
- Apertures and F-stops;
- ISO sensitivity;
- Focal Length;
- Exposure Reciprocity (combination of shutter speed & aperture: the reciprocity rule);



2. COMPOSITION

Applying general rules to create well-balanced images with strong visual impact.

- Focal Point (pinpointing & isolating the main subject(s));
- Rule of Thirds (understanding what it is & how to put it to good use);
- Simplicity (presenting a clear message by keeping the composition simple);
- Leading Lines (creating energy & movement in the image: graceful curves and/or dynamic diagonals);
- Repetition (looking out for repetition of shapes & textures: creating rhythm & motion with patterns).

We will also discuss general camera modes (exposure & focus), talk about the white balance, learn to understand histograms and try to touch on any other aspect of the camera controls (individually, as required per each participant/camera make).

At the end of the morning shoot, you will be able to download and select your favourite images to share and discuss with your group and tutor. During this exercise, conducted in an informal atmosphere, the tutor and other participants will highlight the qualities of the photographs presented, as well as offer constructive feedback.

Pre-requisites:

While this photo outing does not involve any strenuous physical activity (*a little walking between lifts and a short optional hike to the true summit of the Mont Fort, aided by bolted ropes*) we will be spending time at an altitude of 3330m. It is therefore advisable for participants to be comfortable in a high alpine environment, and be reasonably fit. If unsure about your level of fitness and ability to participate, please enquire at info@trobophoto.com.

Basic knowledge of how your camera works is definitely a plus, but not entirely necessary, as we will touch on this matter during the theory lesson, the Wednesday afternoon before our scheduled outing.


Price: 165chf p/person (based on a minimum of 3 participants)

Includes:

- Theory lesson (including hand-outs)
- Personalized professional photography tuition
- Full continental breakfast (served up at 3300m)

Not included:

- Lift pass*
**A preferential rate of 36chf will be available to participants, granting unlimited use of the 4-Valley lift system for the entire day.*



C'est Tro Bō Photo inc.
www.trobophoto.com
Courses and Workshops

What to Bring:

- ✓ Digital SLR camera with lenses covering the range from wide-angle to tele-zoom, otherwise, a 'trans-standard' zoom could suffice;

Or

- ✓ Digital 'bridge' camera (compact cameras are also a possibility, but not recommended because most do not offer 'manual mode' flexibility. If unsure about your equipment, please enquire at info@trobophoto.com;
- ✓ Memory card(s) (compatible for your camera - 1 GB minimum).
- ✓ Camera manual (ideal but not necessary);
- ✓ Fully charged battery (and ideally a spare);
- ✓ Tripod;
- ✓ Appropriate clothing: long-sleeved layers, windproof & waterproof jacket, hat and liner gloves (for cooler temperatures & possibly wet and windy weather; weather can change quickly in the mountains);
- ✓ Sturdy footwear;
- ✓ Pen and notebook to take notes;
- ✓ Sun protection (hat, glasses, lotion, etc.);
- ✓ Water bottle (big enough for the outing);
- ✓ All other personal effects you think necessary for the outing.

In case of doubt regarding any of the above mentioned points, please do not hesitate to contact us at info@trobophoto.com.

